

# Welcome!

**PARENT SIGN-IN:** Type YOUR NAME in the chatbox

**6:00-6:05 pm Welcome and Parent Sign-In (Chat Box)**

**6:05-6:55 Technology Presentation**

- Canvas Features
- Questions
- Other Digital Tools (Google Meet, Dreambox, Lexia, Jamboard, PearDeck, FlipGrid)
- Chromebook Information
- Questions

**6:55-7:00 pm Closing and Evaluation (Link)**

# Navigating Distance Learning Together





**Welcome! Please type your  
name in the chat box.**

## Guilford Elementary Online Tools

hcpss.me

Instructional Apps









|   |  |
|---|--|
|  <p>Canvas<br/>Learning Management</p> |  <p>Synergy<br/>Student Information</p> |
|---|--|

---

**Digital Citizenship Pledge**

When using digital tools I pledge to do the following:

- **Respect myself and others**  
civility • integrity • vigilance
- **Use the digital tools provided to educate myself and others**  
collaborate • communicate  
create • think critically
- **Protect myself and others**  
passwords • privacy • copyright
- **Follow all guidelines outlined in**  
[Policy 8080: Responsible Use of Technology and Social Media](#)

|   |  |
|---|--|
|  <p>G Suite<br/>Collaboration &amp; Productivity</p> |  <p>Office 365<br/>Collaboration &amp; Productivity</p> |
|  <p>WeVideo<br/>Video Production</p>                 |  <p>MackinVIA<br/>eBooks &amp; Databases</p>            |
|  <p>Hi HC Library<br/>Digital Resources</p>          |  <p>PAC<br/>HCPSS Media Center Catalog</p>              |
|  <p>Clever<br/>More Apps</p>                       |  <p>Google Meet<br/>Distance Learning</p>             |

Online Tools  
Your Child  
Will Use

[Hcpss.me](https://hcpss.me) is your homebase for distance learning. Make sure you are always logging in with your student's school username and password.

- Canvas
  - Access information and lessons from your child's ELA and Math teachers. Access lessons for Related Arts classes.
- Clever
  - Access Dreambox for math lessons and Lexia Core 5 for reading lessons.
  - Students are encouraged to work on each program for 15 minutes a day.
- Google Meet
  - Access Virtual Check-Ins. You will need the 'Nickname.' This information can be found on your child's ELA or Math Canvas Page.

# Canvas – The place to:



Send and receive email  
messages



Check for announcements



Find weekly tasks in all  
subjects



# Canvas – Homepage

☰ Inst Tech Gr 1 - Incavido

2020-2021 EY

Home

Announcements

Modules

Discussions

Assignments

Quizzes

Grades

hcpss.me

Google Drive

MackinVIA

## Recent Announcements



### Classes Week of 10/5

Good morning. The following classes will meet with me live t...

Posted on:

Oct 5, 2020 at 8am

GRADE 1

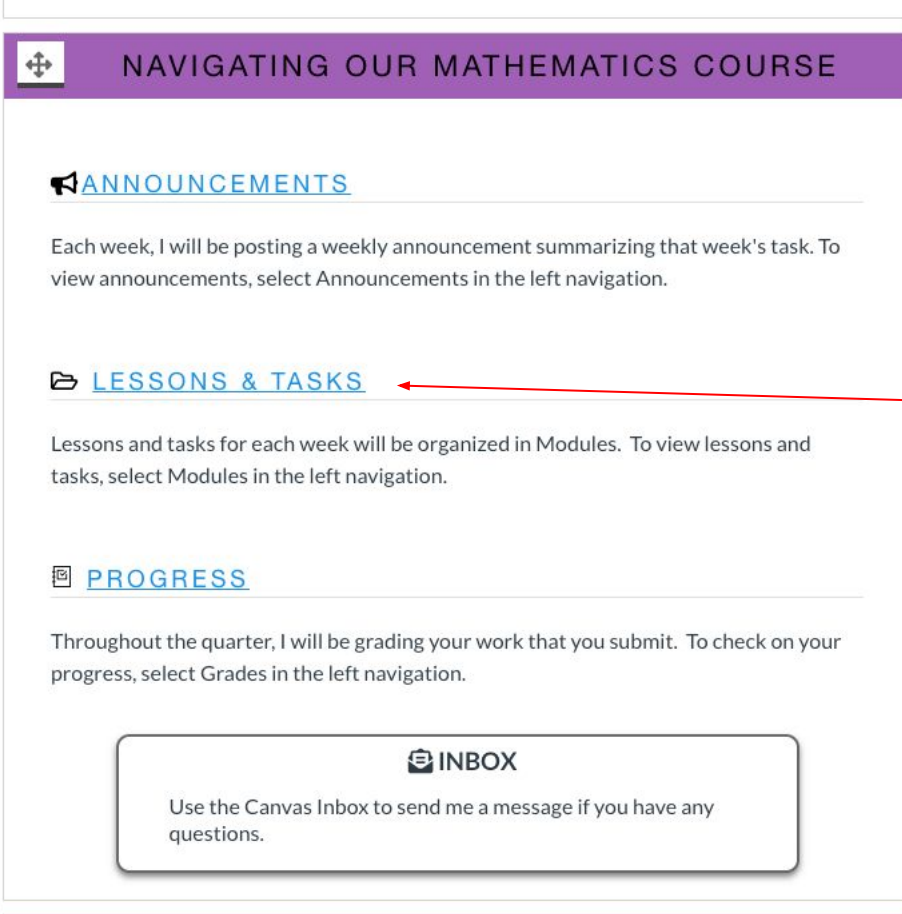
TIMOTHY INCAVIDO


Welcome to 1st Grade  
Instructional Technology!




- Unread Announcements are at the top of the page
- Announcements – the first place to check for new information each week


# Canvas – Homepage continued




 NAVIGATING OUR MATHEMATICS COURSE

 [ANNOUNCEMENTS](#)


Each week, I will be posting a weekly announcement summarizing that week's task. To view announcements, select Announcements in the left navigation.

 [LESSONS & TASKS](#)

Lessons and tasks for each week will be organized in Modules. To view lessons and tasks, select Modules in the left navigation.

 [PROGRESS](#)

Throughout the quarter, I will be grading your work that you submit. To check on your progress, select Grades in the left navigation.

 **INBOX**

Use the Canvas Inbox to send me a message if you have any questions.

- Scroll down the homepage to find **Announcements, Lessons & Tasks (Modules), and Progress (Grades)**

# Canvas – Homepage continued

4th Grade MATHEMATICS - Stansbury > Pages > Grade 4 Mathematics • Homepage

Search...



2020-2021 FY

[Home](#)

[Announcements](#)

[Modules](#)

[Assignments](#)

[Grades](#)

[hcpss.me](#)

[Google Drive](#)

[MackinVIA](#)

Front Page



Immersive Reader

GRADE 4

MRS. STANSBURY

Welcome to 4th Grade  
Mathematics

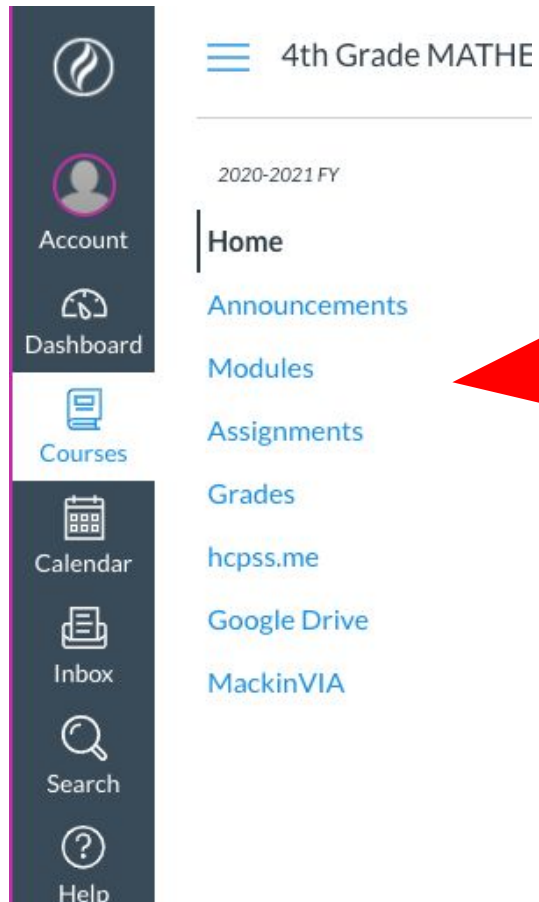


- Select the Immersive Reader button to have the page read aloud
- You can also have Closed Captioning on all videos by selecting the CC button in the lower left corner of the video



ANY  
QUESTIONS  
?

# Canvas – Navigation Bar



- Announcements
- Modules
- Assignments
- Grades

# Canvas – Modules continued

4th Grade MATHEMATICS - Stansbury > Modules

2020-2021 FY

Home

Announcements

Modules

Assignments

Grades

hcpss.me

Google Drive

MackinVIA

Search...

Collapse All

▸ Course Homepage

▾ Grade 4 Mathematics • Module 1 • Building Mathematics Community and Student Identity

September 7 Weekly Lesson and Assignment


Will unlock Sep 8 at 9am

- Modules are like file folders, they hold the weekly lessons and assignments
- They are organized by week

# Canvas – Modules continued

MODULE 1: BUILDING MATHEMATICS COMMUNITY AND STUDENT IDENTITY

WEEK OF SEPTEMBER 7


 OVERVIEW

This week, you will learn about building a classroom community. We will get to know each other, we'll get to know ourselves as mathematicians, and we learn about Growth Mindset.

Each day has things we will do together (synchronous) and things you will do on your own (asynchronous).

If you can't make it to class, you can do the "Together" lesson on your own and watch the extra help videos if you need to.


TUESDAY, SEPTEMBER 8, 2020

 TOGETHER WE WILL

Resources will be posted after class

Together we will practice estimating with our Number Routine: Picture It

Together we will get to know each other and begin to build our classroom community.

 ON YOUR OWN

Work on DreamBox for 15 minutes.

- The Weekly Lesson & Assignment is organized by day and includes resources that can be accessed after the live class
- It also includes asynchronous work to be completed independently

# Canvas – Calendar

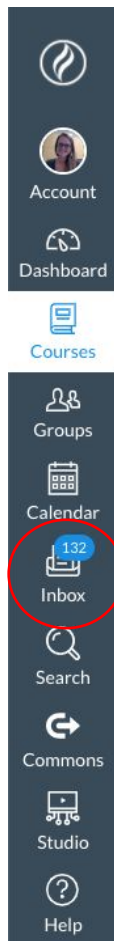
| Today | ←   | →   | September 2020               |  |  |     | Week | Month | Agenda | + |
|-------|---|---|------------------------------|--|--|-----|------|-------|--------|---|
| SUN   | MON   | TUE   | WED                          | THU  | FRI  | SAT |      |       |        |   |
| 30    | 31  | 1   | 2                            | 3  | 4  | 5   |      |       |        |   |
| 6     | 7   | 8<br>9a 4th SEL & Math<br>12:45p 5th Grade Math<br>Daily Dreambox Assignment 9/8<br>Daily Dreambox Assignment 9/8 | 9<br>Math Super Power 9/9/20 | 10<br>9a 4th SEL & Math<br>12:45p 5th Grade Math<br>Daily Dreambox Assignment 9/10<br>Daily Dreambox Assignment 9/10 | 11<br>9a 4th Math & SEL<br>12:45p 5th Grade Math<br>Daily Dreambox Assignment 9/11<br>Daily Dreambox Assignment 9/11 | 12  |      |       |        |   |
| 13    | 14<br>9a 4th SEL & Math<br>12:45p 5th Grade Math<br>Math Super Power 9/9/20 | 15<br>9a 4th SEL & Math<br>12:45p 5th Grade Math  | 16                           | 17<br>9a 4th SEL & Math<br>12:45p 5th Grade Math   | 18<br>9a 4th Math & SEL<br>12:45p 5th Grade Math   | 19  |      |       |        |   |
| 20    | 21<br>9a 4th SEL & Math<br>12:45p 5th Grade Math                            | 22<br>9a 4th SEL & Math<br>12:45p 5th Grade Math  | 23                           | 24<br>9a 4th SEL & Math<br>12:45p 5th Grade Math   | 25<br>9a 4th Math & SEL<br>12:45p 5th Grade Math   | 26  |      |       |        |   |
| 27    | 28<br>9a 4th SEL & Math   | 29<br>9a 4th SEL & Math   | 30                           | 1<br>9a 4th SEL & Math   | 2<br>9a 4th Math & SEL   | 3   |      |       |        |   |

- Use the Navigation Bar on the left to select Calendar
- The Calendar will include Google Meet events for each class
- The Calendar will also include any assignments
- Each class is color coordinated
- Click on the event to see details

ANY  
QUESTIONS  
?



# Canvas – Inbox



- You or your child can send messages to your child's teacher by using INBOX.
- INBOX is found all the way on the left side in the dark blue rectangle.

# Canvas – Inbox continued



- To send a message, look for the pencil icon

# Canvas – Inbox continued

## Compose Message



Course

Select course



Subject

No subject

☒ Send an individual message to each recipient

- Use the drop down arrow to find the teacher you want to send a message to.
- You can type text in the text box.
- To make a video, select the icon with the triangle on the bottom tool bar.
- When you're finished with your message, select the blue SEND button.



Include Observers

Remove Students

Cancel

Send

ANY  
QUESTIONS  
?

# Google Meet--



Live lessons with your child's teacher



There is a set time each day for check-ins – day and time will be on Canvas Calendar



Your child must login using their HCPSS login and password (no personal gmail accounts can be used)



You will need a code/nickname – found on Canvas (gesteachernamegr3)

# Dreambox --



Online math tool



Adapts to your child's strengths and needs



Your child must spend ***at least*** 15 minutes per day on Dreambox



# Lexia Core5 --



Online reading tool



Adapts to your child's strengths and needs



Your child must spend ***at least*** 15-20 minutes per day on Dreambox

# Jamboard--



Interactive tool – a place to record ideas, questions, etc.



Students can interact with the teacher and each other

## Pear Deck--



Interactive whiteboard allows students to engage with lessons



A variety of tools, like drawing, dragging, sliding a bar, entering texts



Students can engage with the slide deck live with the teacher or asynchronously

# FlipGrid-



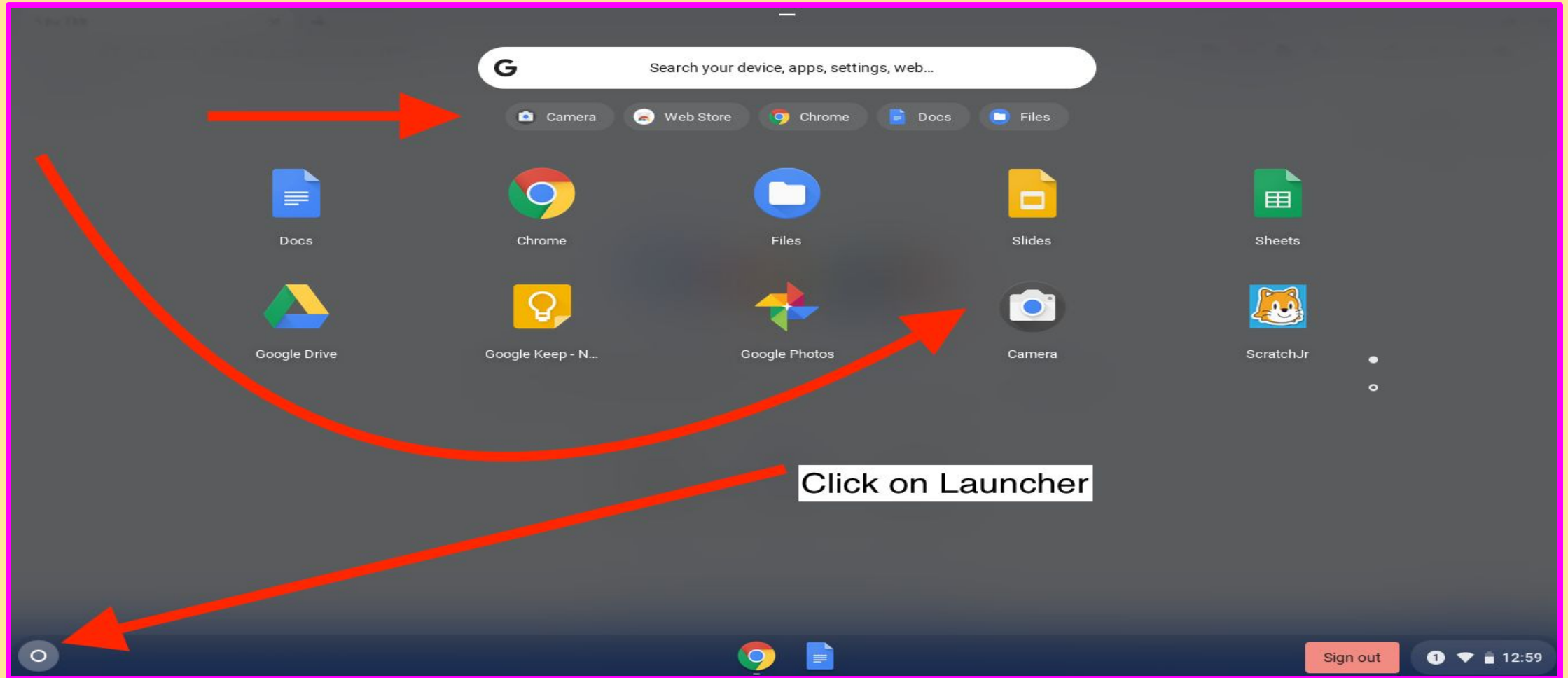
An online tool where students can interact with each other or the teacher



Students record videos to share ideas rather than typing

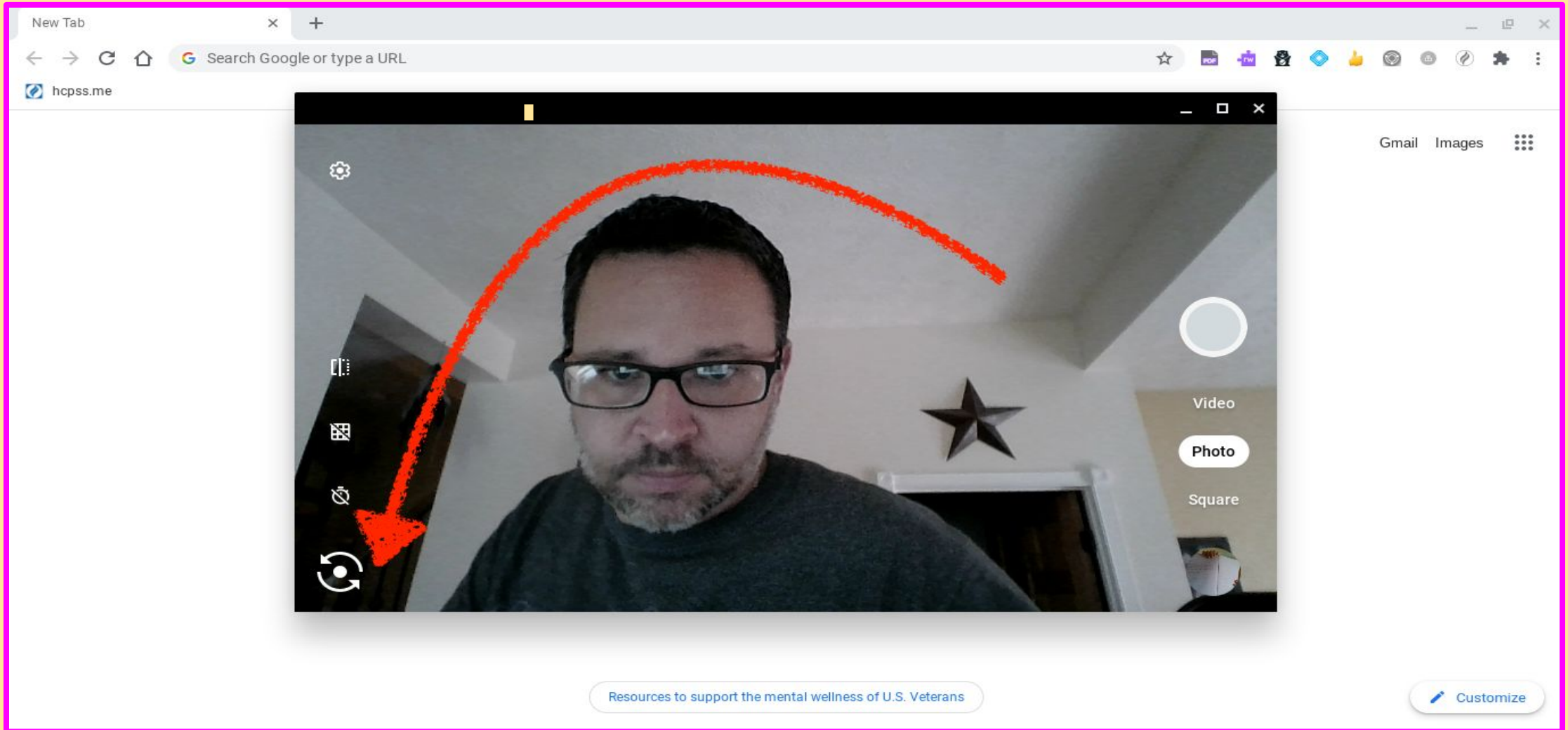
ANY  
QUESTIONS  
?

# Taking a Picture Using the Chromebook

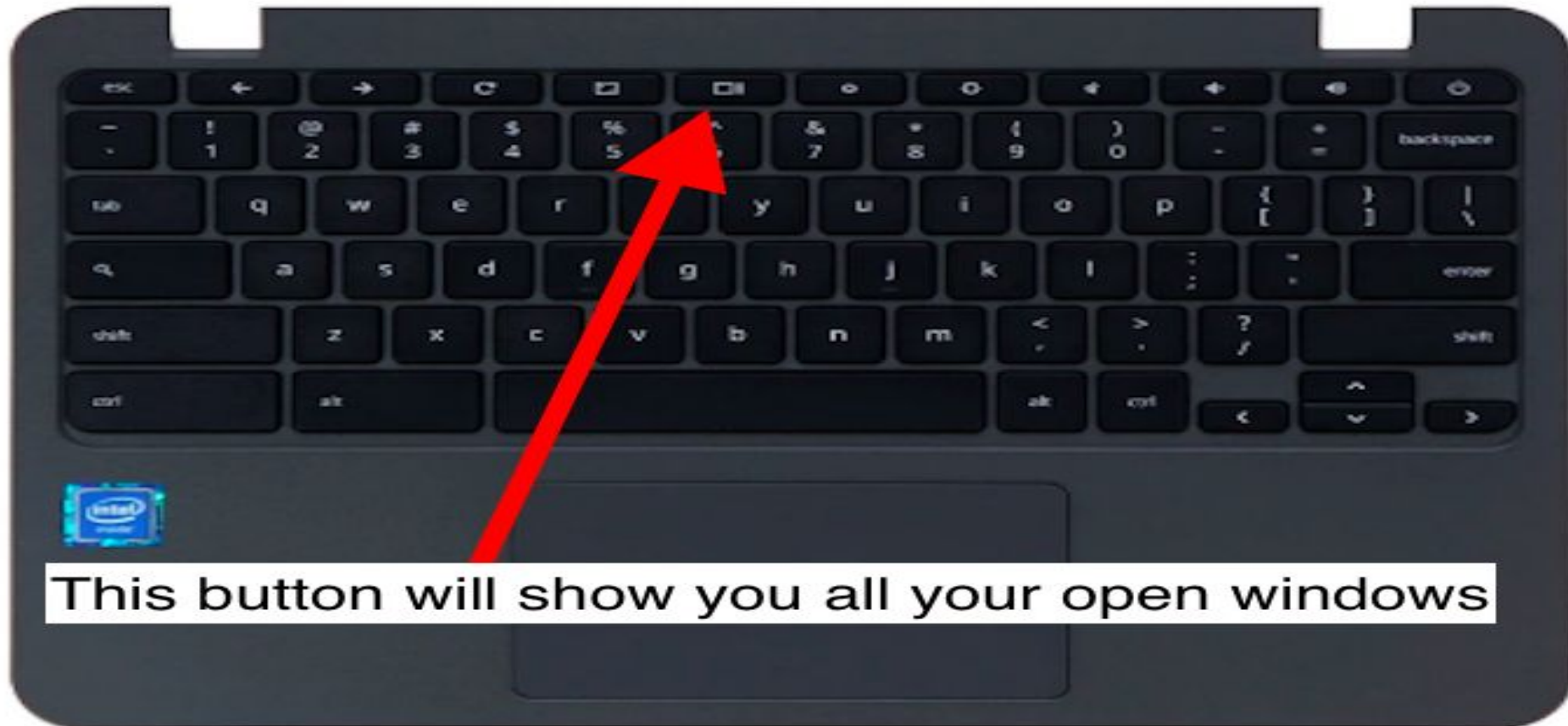




# Taking a Picture Using the Chromebook



# SPLITTING SCREENS AND WINDOWS



This button will show you all your open windows

# What to do when you don't know what to do

## ON YOUR OWN

1. [Google Meet Troubleshooting Guide](#)
2. Clear cookies and cached images and files

## NEED ADDITIONAL SUPPORT

1. [Request for help form](#) - BEST OPTION
2. Email/use Canvas Inbox to message teacher or Timothy Incavido

BEFORE YOU GO:

[https://docs.google.com/forms/d/e/1FAIpQLSfA1czHwb\\_NVyyY8zGpO9E3uHZ7UQW34e17TNdrktW\\_mn0uiA/viewform](https://docs.google.com/forms/d/e/1FAIpQLSfA1czHwb_NVyyY8zGpO9E3uHZ7UQW34e17TNdrktW_mn0uiA/viewform)